



Volume 28 No. 9

September 2024

President – Nancy Kessler

Vice President – Steve Bolton

VP Wood Operations – Vince Evans

Secretary – Aaron Cox

Treasurer – Jack Ernst

Editor: Glenn Nief

Email: Glenn@TreeToBox.com

Co-Editor: Jerry Noeth

Email: jerryn161@comcast.net

Photographer: Ben Lapointe

Email: benclapointe@gmail.com

Website: www.tvwoodworkers.com

Club email: tvwoodworkers@gmail.com

October 1	General Meeting	Yacht Club	7:00 PM	Able Trade presentation
October 26	Business Meeting	Little Italy	8:15 AM	All Members welcome
November 5	General Meeting	Yacht Club	7:00 PM	Faux Burl Presentation

Business Meeting Highlights: (all members welcome)

New Member Orientation: Volunteers still needed to represent the Woodworkers Club

Service Projects in progress:

- Our Place Phase II cabinet build
- Donation boxes for the Loudon County Animal shelter
- Bookshelf for the Monroe County Boys and Girls club (conception).

Community Service Projects: No requests since new process has been put in place

Treasurer: Balance is \$18,139

Wood Operations:

- Log tags have been added to the logs at the kiln area.
- 36 logs from different locations need to be picked up
- Approximately 6000 board feet of oak on hand currently.
- The club will mainly pursue other species to procure.
- Larry and Vince stated the barn still needs to be cleaned up and boards inventoried.

Picnic: Vince organized a successful annual picnic. The club may consider outside catering next year. \$351 collected for Madisonville Boys and Girls Club.

Wood Cutting: Motion passed to ban members from felling trees for club use.

Programs: The December TFT meeting will be held again at the Community church

September - 3 tours

On September 3, taking the place of the Club's monthly general meeting, 28 members carpoled to Maryville to visit two lumbermen.

We first enjoyed lunch together at [Hot Rods 50's Diner](#), Alcoa TN - making selections from an extensive menu. From there, we split into two groups.

[Hot Rods Menu](#)



One group started at **Mountain Man Timberworks**, Alcoa TN. Its proprietor and sole staff, Evan Bassarab, showed us around his operation.

Evan Bassarab

[Visit Evan on Facebook](#)



September 3 tours



Across from his pile of large logs, sits Evan's mill. After he cuts the logs into boards, he places them in a vacuum kiln for quick drying. He then offers a variety of hardwood boards for sale. His well equipped shop is in the building next door. It is packed with a wide variety of machines including a bandsaw blade sharpener and a large router table for flattening lumber.




Evan Bassarab

[Visit Evan on Facebook](#)


September 3 tours



The other group started at **R & R Lumber & Woodworks**, Maryville TN. Robert Deathrage is another one-man enterprise. His yard also sports a supply of hefty logs and a mill. He specializes in table-top size slabs. Somehow, he shleps these monsters around himself. Robert generously introduced us to his work and showed us around the barn that contains his machinery. He says that he doesn't have to advertise, attracting sufficient business via word of mouth. At one time homeless, he built his business from the ground up.



Robert Deathrage
[Visit Robert on Facebook](#)



It was impressive to witness what all can be done as one-man operations. These welcoming men know their craft and are willing to share their expertise. Ned Wilson

Contract Service Requests are now available for review at any time on the TV Woodworkers Website under the Members tab / Contract Service Request Bulletin Board. [LINK TO Contract Service Requests](#)

Show and Tell:

All show and tell participants are entered into a raffle using the randomizer for a first board pick at a sale within a year.

Volunteers needed

Wood Cutting:

Volunteers will be given (1) chit per shift worked. 2 chits are required to get priority purchasing of a board. The sequence of purchasing boards is as follows: After the first show and tell pick: Round One: chits select first, then everyone else will select. Round Two: all will select according to number.

Requests for Additional help - **Contact Bob Brown xpat@charter.net**

Historic TVWC documents/items volunteer request

The club is revising the role and activities of the club historian, and is looking for volunteers to assist in converting archived print materials to digital media. If you have access to a scanner and are available to help us digitize our historical records,

Contact Ben La Pointe, benclapointe@gmail.com

Meeting Programs:

Requests for future program ideas - *Neil Wilson*

At every meeting we try and have a guest speaker, or member participation event. If anyone has a program idea, or wants to provide a certain woodworking experience you have, **Contact Neil Wilson crawil@charter.net**

Meeting Programs:

Ned Miller is requesting a backup for him, especially someone who has contacts in the community. **Contact Ned Miller tenned@gmail.com**

TVWC Annual Picnic - *Vince Evans*

Wednesday afternoon Picnic September 18, at 5:00 PM

The Club picnic this year was held at the Toqua pavilion for the first time. With the increased membership the Club has outgrown the space at Tugaloo. One hundred and three members registered for the Picnic, eighty-six members attended. Many of the attendees expressed a positive response to having the Picnic there.



The band members from Tommotley Crew were able to perform for us on short notice. They were well received.



Two of the many happy raffle winners



Thank you!



Dear Vince and Nancy,

I wanted to reach out and thank you for inviting us to your annual picnic. We had a great time and enjoyed meeting so many of the members as well as yourselves. The amount of talent in the room was incredible and it was so nice to be able to meet the people that have donated to us and be able to thank them in person. I also wanted to give a big thank you to you all for the extremely generous donation that we received from your members and your club. In total, we received \$351. This is huge for us because as I've said before every donation counts! What you all didn't know is that due to increased prices in goods, supplies, etc., and the need to finish projects at the Unit we have had limited funds this year, especially in the last few months. So your donations were a surprise blessing to us that we were in need of in a big way. There's a common misconception about non-profits, the belief is that they have many partnerships and donors. This may be true for some, however, our organization is supported by a small group of individuals. Although we appreciate all of our donors, the partnership we have had with your group has been particularly special to us. You have shown us more love than we could have ever asked for and we are more grateful than we can put into words. Although it doesn't seem like it says enough, Thank you so much for all that you have done for us.

Jordan Campbell

Senior Unit Director



BOYS & GIRLS CLUBS
OF THE OCOEE REGION

Madisonville Unit

October Presentation

ABLE TRADE

[About Able Trade in Knoxville](#)

WORKSHOP AND STUDIOS

A commercial community workshop located in Knoxville Old City. Spencer and Melody Ratliff, proprietors, will be giving the presentation.

Mentoring ~ Bruce Barbre

Typically once per year the Club facilitates organized mentoring sessions to assist members learn new skills, techniques or applications (STAs). If you have STAs that you've been wanting to learn, email bruceb612@gmail.com the STA and your name. Likewise, if you have a STA that you believe other members would like to learn, and you are willing to mentor it, also send me the STA and your name. Once I have a list of STAs that members are interested in I will put together a list, re-circulate it to all members to give each an opportunity to sign up for things they didn't think of, then I'll try to find a mentor for each and match them with mentees.


Please keep in mind, mentors spend a considerable amount of their time preparing for and conducting mentoring sessions, so if you are not really interested, or will not have the time to attend a session sometime in November - January, then please don't sign up at this time. Save it for next year.

Just as seeds for thought, mentoring sessions in the past have included: Wood Turning (Advanced and Beginning Techniques), Cabinet Making, CNC, SketchUp, Finishing, Inlay, Router Basics, Tool Maintenance, Cutting Boards, Various Types of Joinery, Intarsia, Frame and Panel Doors.

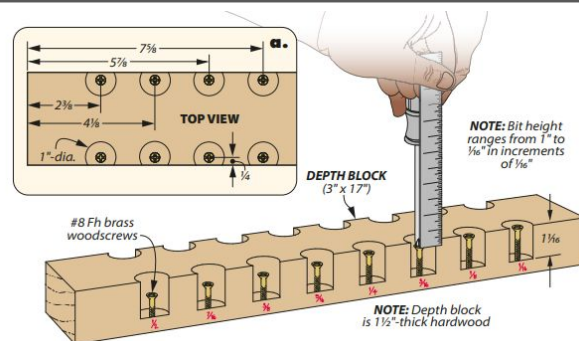
Tip ~ Dennis Smith

Woodsmith TIPS

September 26, 2024



Shop-made Router Bit Depth Gauge



It's just one block of wood with a series of cutouts. First drill the holes, then trim each edge to form the openings. To Set the heights for the screws to act as the depth stops, search through your collection of miscellaneous screws for ones that would sit about where you want them and have a little extra thread to hold in the wood. After collecting screws and drilling pilot holes, use a screwdriver and small ruler to fine-tune their heights by hand.

[Link to Woodsmith Video](#)

Liquor Cabinet Completed

Toqua Sports Bar ~ Bruce Barbre

Skyler McClurkin (the Food Service Manager for all the restaurants in Tellico) contacted me in late February to see if the Club would be willing to custom build a liquor cabinet for a hallway in the Toqua restaurant. They needed more storage space for liquor stock, etc. In further discussions Skylar indicated that he wanted a piece maximizing storage, in a design to match the style and color of the woodwork in the existing bar area. Other design elements requested were locks for the doors, glass doors on top and interior lighting. Over a couple of meetings we worked out the details. I had indicated that we would be happy to take on the project, but it might take a while as, at that time, we were still working on cabinets for the Our Place expansion and I also had quite a bit of travel planned for the Spring and Summer.

Aaron Cox and I did the majority of the build in Aaron's shop, but we had significant help. Lloyd Donnelly and Dick Hoffmann contributed design ideas during our initial meeting with Skylar. Dick then developed detailed plans for us in SketchUp and a couple of revisions. Lloyd, Aaron, Wes Braudaway, Barry Brandt, and Vince Evans helped cut the plywood to rough sizes, Bob Fagerlin, Randy Neuhaus, Bob Brown and Scott Christiansen helped plane the solid oak to final thickness, Peter Hulton cut the half-blind dovetails for the drawer fronts, and Rick Mannarino, Bryan Moses and John Johnson helped with other details. Vince, Dan Greenlee and Jim Dezutti helped Aaron and me with the installation.


INSTALLATION



MILLING RED OAK



UPPER CASE CONSTRUCTION



IN USE



Calling All Workshop Santa's!

The Tellico Village Woodworkers will be making & donating Wood Toys and other Wood items for either the Loudon County Sheriff's Office or the East Tennessee Children's Hospital Fantasy of Trees.

We need a response from individuals or teams who will participate and what they will be making.

Who Who is interested in building toys and other wood gifts? Are you working as a Team or Solo?

Are you willing to be a Team Leader or Member of a Team?

What Have you started working on Toys? If so, what are you building? What do you want to build? Below are few helpful guidelines.

Toys should NOT have Sharp Edges or Points Toys should NOT have Glass that can be broken

Toys should NOT have small parts that can be separated from the main body and lost or eaten (choking hazard).

Unsure of What to build? We have ideas!

Bird Houses / Bird Feeders - built or kits

Jenga Game & Box Chinese Checkerboard Puzzles

Rockers & Scooters

Cars, Trucks, Trains, Planes, Helicopters Pull / Push Toys

Small Makeup Mirrors with frames Jewelry Boxes

Cutting & Cheese Boards & Serving Trays Small Benches & Chairs

Small Craft Tables that may be folded

The Toys for Tots Committee appreciates and welcomes everyone's participation.

Please reply to Bill Gulasey, Coordinator at wgulasev@gmail.com or cell 501-517-9273-